

RAFI™ Multi-Factor Climate Transition Index Series

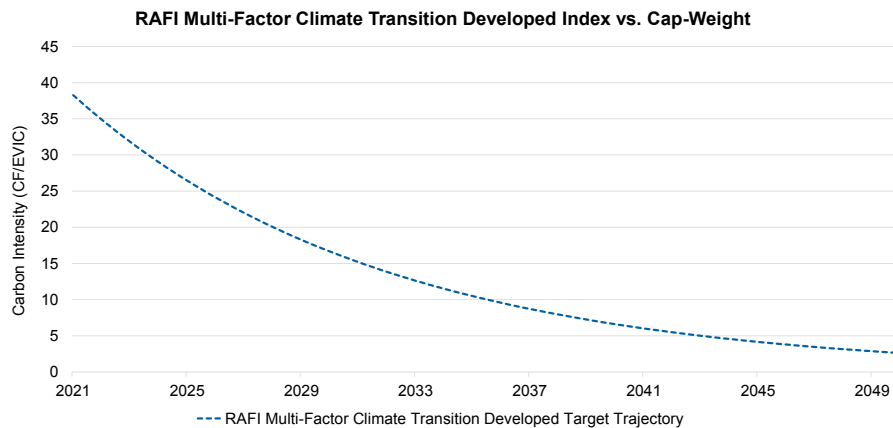
BENEFITS OF FACTOR INVESTING WITH A DECARBONIZATION PATHWAY

The RAFI Multi-Factor Climate Transition Developed Index strategy aims to provide diversified exposures through allocations to value, low volatility, quality, and momentum while simultaneously incorporating specific objectives related to greenhouse gas (GHG) emission reductions and the transition to a low-carbon economy.

NEXT GENERATION IN CLIMATE-FOCUSED STRATEGIES

- Integrates objectives related to GHG emission reductions
- Diversifies exposure to robust factors
- Incorporates thoughtful design and implementation

RAFI MULTI-FACTOR CLIMATE TRANSITION DEVELOPED INDEX



For illustrative purposes only. This chart represents a simulated RAFI Multi-Factor Climate Transition Developed Index strategy from to illustrate the carbon intensity reduction path over time. The data published herein are simulated. Source: Research Affiliates, LLC, based on data from ISS and FactSet.

INDEX OVERVIEW

Aligned with EU climate transition benchmarks*

1. At index launch, 30% carbon intensity reduction
2. Minimum 7% reduction in carbon intensity per year
3. Exposure to high-impact sectors
4. Minimum exclusions align with engagement programs:
 - UN Global Compact Violators
 - Coal
 - Controversial weapons
 - Tobacco

Additional benefits

1. Promotes emissions disclosure by penalizing companies that fail to disclose carbon emissions.
2. Reduces exposure to carbon-inefficient companies slow to adopt to a low-carbon economy.

The RAFI Multi-Factor Climate Transition Index strategy supports the ambitions of the Paris Agreement.





Signatory of:



* Minimum benchmark standards per EU climate transition benchmark requirements as of March 2020.

A DIVERSIFIED MULTI-FACTOR APPROACH

Theoretical and empirical evidence shows that factors, including value, low volatility, quality, and momentum, historically deliver long-term positive excess returns.

Factor	Measure	Why It Works
 Value	$\frac{\text{Fundamental weight}}{\text{Cap-Weight}}$	Performance chasers under-own value securities (preferring fast-growing glamour stocks), driving prices down, yields up, and future returns higher.
 Low Volatility	Systematic Risk <ul style="list-style-type: none"> Global Beta Industry Beta Country Beta 	Investors' preference for gambling leads them to over-own high-volatility securities.
 Quality	High Profitability & Conservative Investment	Investors are drawn to the glamour of empire-building companies and underappreciate conservative capital allocators with wide economic moats.
 Momentum	<ul style="list-style-type: none"> Standard Beta-Adjusted Reversal-Adjusted 	Uninformed investors are slow to react to new information about a company.

OUR FORECASTING TOOL



Asset Allocation Interactive

Expected returns & volatilities for 140+ assets over 40 countries, model portfolios and other strategies.

Visit researchaffiliates.com/aai.

RELATED RESEARCH

"Carbon Intensity for Climate Mitigation: Clearing Up 'Scaling' Confusion"

Brightman, Kalesnik, Polychronopoulos, Shim

July 2022

"Green Data or Greenwashing? Do Corporate Carbon Emissions Data Enable Investors to Mitigate Climate Change?"

Kalesnik, Wilkens, Zink

January 2021

"A Framework for Assessing Factors and Implementing Smart Beta Strategies"

Hsu, Kalesnik, Viswanathan

July 2015 | *The Journal of Index Investing*



"Trade-Off in Multifactor Smart Beta Investing: Factor Premium and Implementation Cost"

Li, Shim

March 2019 | *Financial Analysts Journal*

"Are You a Climate Investor or Growth Investor?"

Polychronopoulos, Steidl

June 2024

RESEARCH AFFILIATES

At a Glance

US\$168B*

in assets managed worldwide using investment strategies developed by Research Affiliates.

400+ articles published

Important recognitions** include:

Graham & Dodd Awards

"What Is Quality?"

"Reports of Value's Death May Be Greatly Exaggerated"

William F. Sharpe Indexing Achievement Award

"Fundamental Indexation"

"Rebalancing and the Value Effect"

Bernstein Fabozzi/Jacobs Levy Award

"Alice's Adventures in Factorland: Three Blunders That Plague Factor Investing"

"A Study of Low-Volatility Portfolio Construction Methods"

2002

Founded by Rob Arnott and based in Newport Beach, California.

FIRM LEADERSHIP

Average of 40+ years in industry experience.



Rob Arnott

Partner, Chair



Chris Brightman, CFA

Partner, Chief Executive Officer & Chief Investment Officer



Katrina Sherrerd, PhD, CFA

Partner, Vice Chair



Campbell Harvey, PhD

Partner, Director of Research

*As of September 30, 2025

**Research Affiliates, LLC and its affiliates did not pay fees to be considered for the awards mentioned herein.

The material contained in this document is for informational purposes only. Nothing contained in this material is intended to constitute legal, tax, securities or investment advice, nor an opinion regarding the appropriateness of any investment, nor a solicitation of any type. RAFI Indices, LLC, its affiliates, agents, and each of their respective officers, directors, employees, agents, representatives and licensors (collectively "RI") does not make any warranties, express or implied, to anyone regarding the information provided herein, including, without limitation, any warranties with respect to the timeliness, sequence, accuracy, completeness, currentness, merchantability, quality or fitness for a particular purpose or any warranties as to the results to be obtained by any third-party in connection with the use of the information.

Past performance is not indicative of future results. Certain performance information presented represents simulated performance or performance based on combined simulated index data (pre-index launch) and live index data (post-index launch). Past simulated performance is no guarantee of future performance and does not represent actual performance of an investment product based on an index. No allowance has been made for trading costs, management fees, or other costs associated with asset management, as the information provided relates only to the index itself. Performance data includes reinvestment of all dividends and income. Indexes are unmanaged and cannot be invested in directly. Actual investment results will differ.

The trademarks Fundamental Index™, RAFI™, Research Affiliates Equity™, RAE™ and the Research Affiliates™ trademark and corporate name and all related logos are the exclusive intellectual property of Research Affiliates, LLC ("RA") and in some cases are registered trademarks in the U.S. and other countries. Various features of the Fundamental Index methodology, including an accounting data-based noncapitalization data processing system and method for creating and weighting an index of securities, are protected by various patents of RA. (See applicable US Patents, Patent Publications and protected trademarks located at <https://www.researchaffiliates.com/legal/disclosures#patent-trademarks-and-copyrights>, which are fully incorporated herein.) Any use of these trademarks, logos, or patented methodologies without the prior written permission of RA, is expressly prohibited. RA reserves the right to take any and all necessary action to preserve all of its rights, title, and interest in and to these marks and patents. RAFI Indices, LLC does not offer or provide investment advice or offer or sell any securities, commodities or derivative instruments or products.

© 2025 RAFI Indices, LLC. All rights reserved. Duplication or dissemination prohibited without prior written permission.